

# COURT PRO

## Court PRO Modular Tile

### PRODUCT DESCRIPTION

Superstrata Court Pro is a premium interlocking modular sports tile with an integrated suspension system (shock pads) for superior elastic cushioning, specifically designed for Basketball. The UV stable, self-draining tile has an extra strong, frosted texture making it wear resistant and suitable for all weather conditions.

### TECHNICAL SPECIFICATIONS

| Property             | Value                               | Test Standard        |
|----------------------|-------------------------------------|----------------------|
| Material Composition | Polypropylene (PP)                  | —                    |
| Tile Dimensions      | 304 × 304 mm                        | —                    |
| Thickness            | 14.5 mm                             | —                    |
| Surface Texture      | Frosted with drainage holes         | —                    |
| Slip Resistance      | 102 BPN                             | —                    |
| Shock Absorption     | ≥ 25%                               | —                    |
| Ball Rebound         | > 98%                               | —                    |
| Bounce Rate          | 90%                                 | —                    |
| Force Reduction      | 16%                                 | —                    |
| Temperature Range    | 40 °C                               | —                    |
| Drainage             | Self-draining                       | —                    |
| Installation Method  | Interlocking soft connection system | —                    |
| Approved by          | FIBA, FIVB, BWF, ITF                | —                    |
| Certified            | CE, SGS, RoHS                       | ISO 9001 / ISO 14001 |
| Warranty             | 5 years                             | —                    |

### AVAILABLE FINISHES & DIMENSIONS

**Standard Colours:** Grey, Blue, Red, Green.

*Custom Colours available on request.*

**Size:** 304 mm × 304 mm × 14.5 mm.

*Prefinished court line markings available on request.*

# COURT PRO

Court PRO Modular Tile

## RECOMMENDED APPLICATIONS

Basketball courts · Multi-sport halls · School and university sports facilities · Leisure centre sports halls · Covered outdoor courts · Event and temporary court installations.

## NBS SPECIFICATION CLAUSE

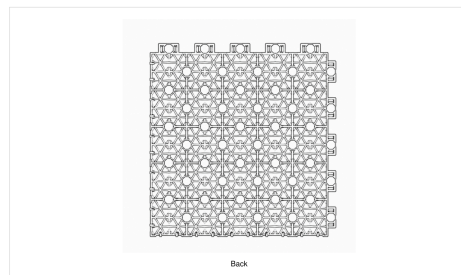
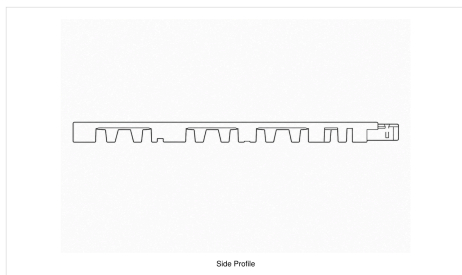

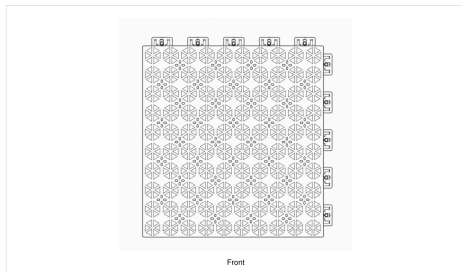
### Clause Reference: Q22 / 110 — Modular Sports Court Tile (Suspended)

Supply and install Superstrata Court Pro modular polypropylene court tiles with integrated suspension system to the areas indicated on drawings. Tiles to be 304 × 304 mm, 14.5 mm thickness, frosted self-draining surface. Slip resistance 102 BPN; shock absorption  $\geq 25\%$ ; ball rebound  $> 98\%$ ; bounce rate 90%; force reduction 16%. UV stable, all-weather suitable. Install using interlocking soft connection system without adhesive. Approved by FIBA, FIVB, BWF and ITF. Certified to CE, SGS and RoHS (ISO 9001 / ISO 14001). Provide 5-year manufacturer's warranty on completion. Manufacturer: Superstrata Performance Flooring, [www.superstrata.fit](http://www.superstrata.fit)

# COURT PRO

Court PRO Modular Tile

**Court PRO**  
Technical Drawing

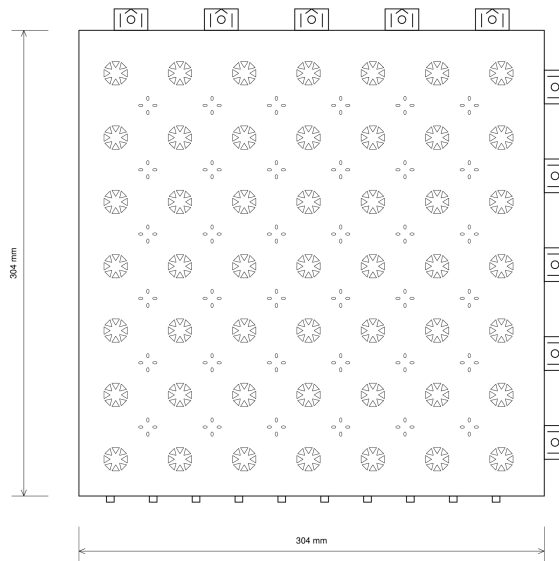


| COURT PRO    |            |       |      |       |
|--------------|------------|-------|------|-------|
| Drawing      |            | Units | Pen  | Sheet |
| Client Sheet |            | mm    | A    | 08    |
| Scale        | Date       | Drawn | Size |       |
| NTS          | 2026-05-01 | CAD   | A3   |       |

# COURT PRO

Court PRO Modular Tile

**Front Elevation**  
Scale 1:2 @ A3



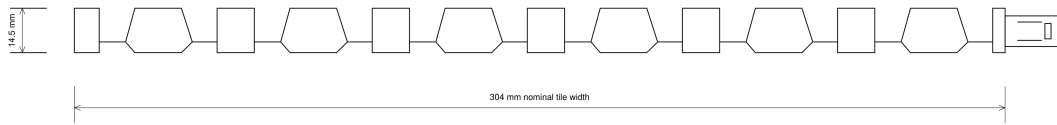
Notes: Dimensions shown in millimetres. Drawing depicts nominal front face, perimeter tabs and drainage pattern.

| COURT PRO       |            |       |       |  |
|-----------------|------------|-------|-------|--|
| Drawing         | Units      | Pen   | Sheet |  |
| Front Elevation | mm         | A     | 01    |  |
| Scale           | Date       | Drawn | Size  |  |
| 1:2 @ A3        | 2026-05-01 | CAD   | A3    |  |

# COURT PRO

Court PRO Modular Tile

**Side Elevation**  
Scale 1:1 @ A3



Notes: Side elevation shows nominal tile thickness, top surface profile, underside rib supports and edge connector form.

| COURT PRO      |            |       |       |
|----------------|------------|-------|-------|
| Drawing        | Units      | Pen   | Sheet |
| Side Elevation | mm         | A     | 08    |
| Scale          | Date       | Drawn | Size  |
| 1:1 @ A3       | 2026-05-01 | CAD   | A3    |